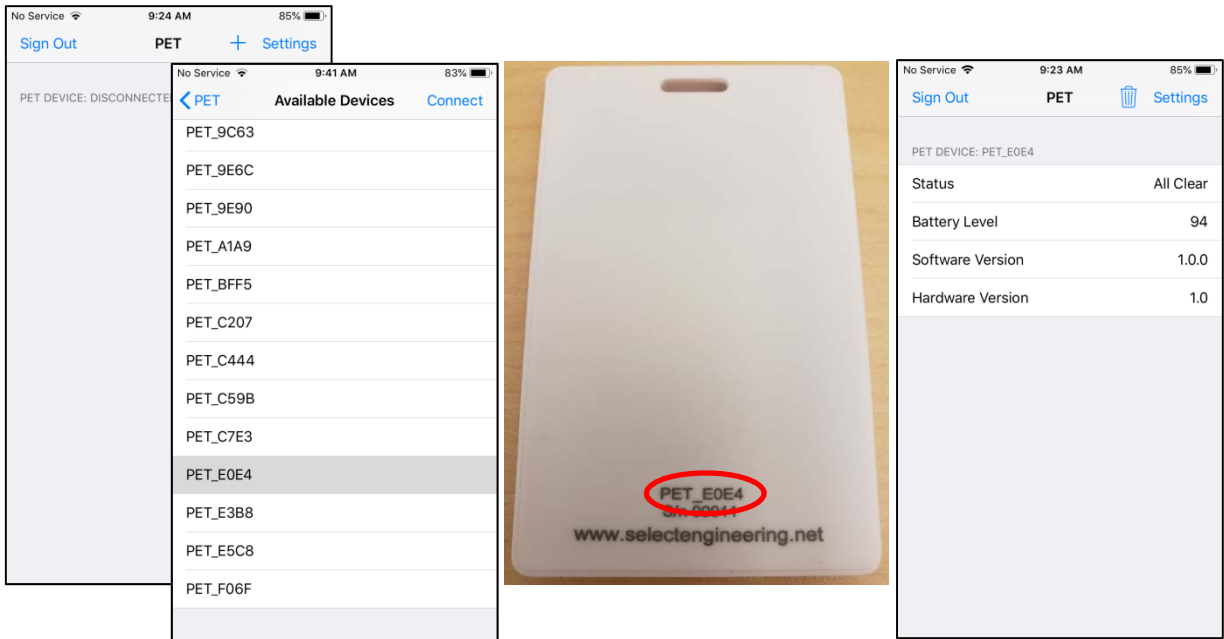
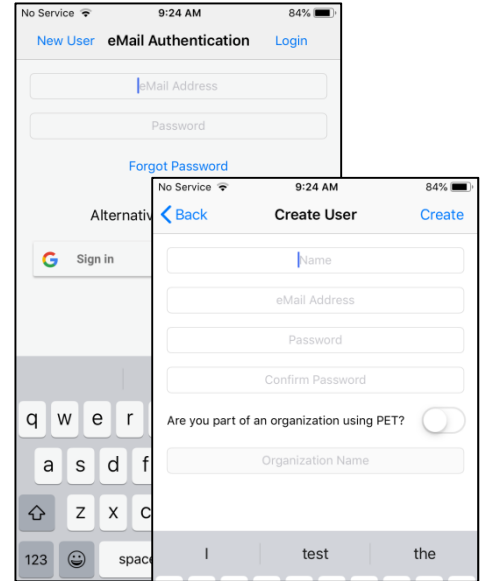


The PET iPhone App automatically sends an emergency alert when the user presses and holds the PET button for 2 seconds.

1. On an iPhone or compatible tablet, enter the App Store and search for the Personal Emergency Transmitter app by DataSoft. Install the app and open.
2. In the PET app, select 'New User' in the upper left.
3. Enter your name, email address and password. Toggle the switch if you are part of an organization that is managing your PET device.
4. Select 'Create' in the upper right to register you as a user.
5. Select the '+' symbol to pair your PET device to the app.
6. Select the PET\_XXXX name that is printed on your PET device.
7. Select 'Connect' to pair with the PET device.

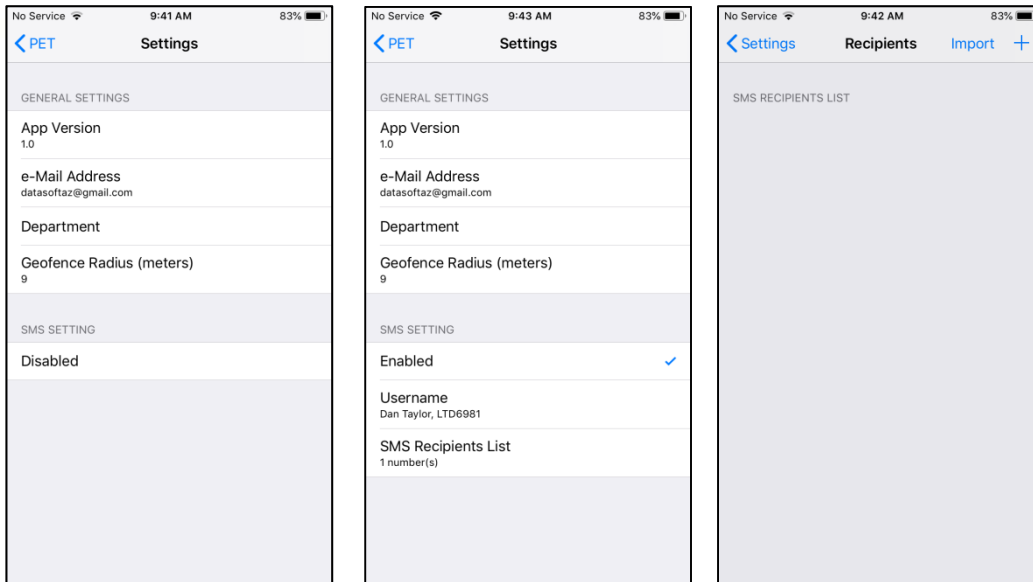


Once the App pairs with the PET device you will see the Status as 'All Clear', the current Battery Level, Software and Hardware Version. If you need to un-pair the PET device, select the trash can icon.

## Settings

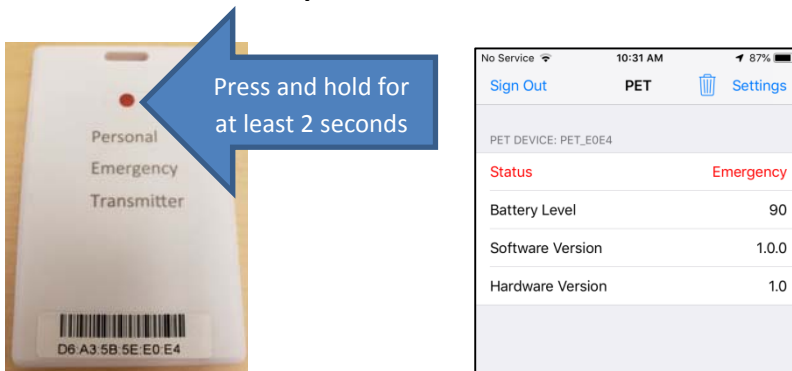
1. Select 'Settings' in the upper right to enter the settings menu.
2. Select 'Disabled' under the SMS Setting field so that it changes to 'Enabled'.
3. Edit the 'Username' field as desired. This information will be sent with the emergency text message.
4. Select 'SMS Recipients List' and choose to import contacts or enter phone numbers manually. These are the phone numbers/people that will receive the emergency text alert when you activate the PET device.

# Personal Emergency Transmitter (PET) Quick Start Guide



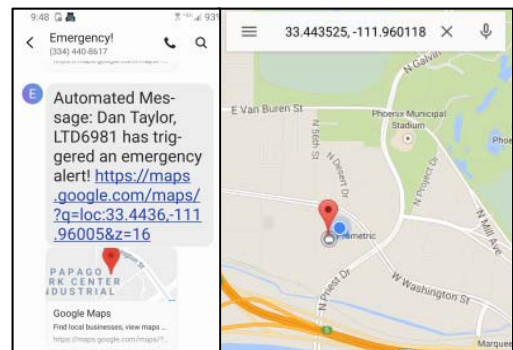
5. Press the back button to return to the main connection status screen.

**To activate the PET device, press and hold the red button for at least two seconds.**



The PET app will now show an emergency status and automatically send a text message to everyone on your SMS recipient list. Note that the app does not need to be visible (on top) – it will always receive the PET device activation and function in the background. The PET device will flash a red LED that is only visible on the back of the device. The iPhone does not allow automated messages directly from the phone so the emergency text message will be sent from third party service using the phone number **334-440-8617** – your recipients can add that number to their contacts with the name of ‘Emergency!’ or something similar.

The number(s) in your SMS recipient list will receive a text message with your name/personal information and a GPS link to your location. The recipients will continue to receive updated location text messages if you move 30 feet or more.



To clear the PET emergency, select the ‘EMERGENCY’ status message within the app and select ‘Clear’.