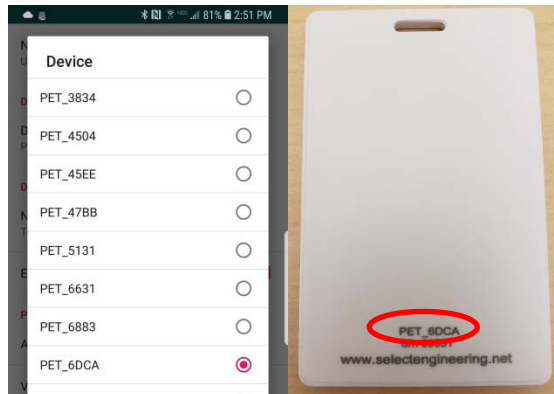


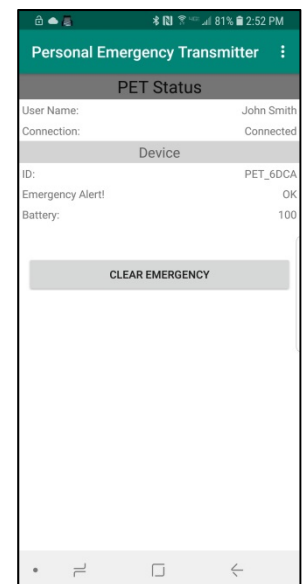
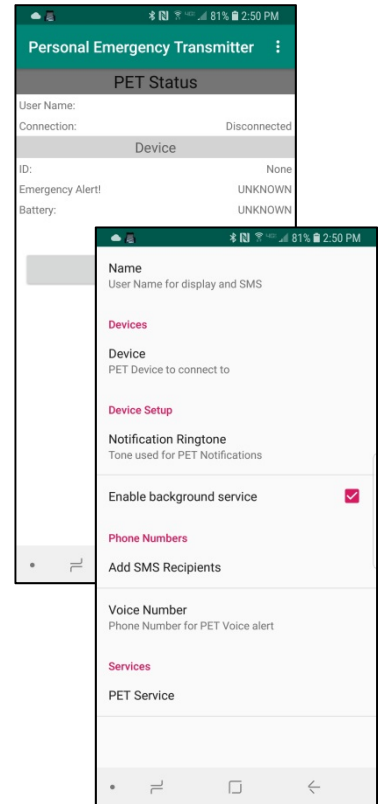
The PET Android App automatically sends an emergency alert when the user presses and holds the PET button for 2 seconds.

To operate the PET App:

1. On an Android smartphone/tablet, enter the Google Play store and search for the Personal Emergency Transmitter app by DataSoft. Install the app and open.
2. In the PET app, select the 3-dot menu icon in the upper right and choose 'Settings'.
3. Add Settings Data:
 - a. Select 'Name' to add your name and personal information that you want to send with the emergency alert.
 - b. Select 'Device', select the PET serial number that matches the label on your PET device then choose 'Set'.

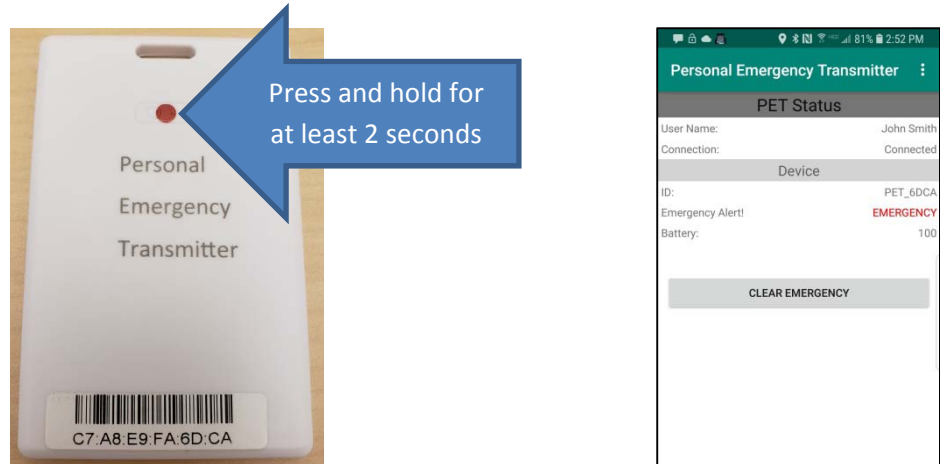


- c. Change the Notification Ringtone if desired – this is the tone you will hear when you press the PET button.
- d. Leave the checkmark in the 'Enable background service' field – this ensures that the app will always run in the background and automatically restart if the app is closed or the phone is rebooted. Remove the checkmark if you're not using the app/device.
- e. Select 'Add SMS Recipients' and enter the phone number(s) of the people that will receive the emergency text alert when you activate the PET device.
- f. Select and enter a 'Voice Number' if you want your phone to make an automated phone call when you activate the PET device.
- g. Note that 'PET Service' is needed *only* if you're using the Firebase account to manage the PET users within an agency/department.
- h. Press the back button to return to the main, connection status screen. This screen displays the name, connection status, PET device ID, the emergency alert status and battery level.



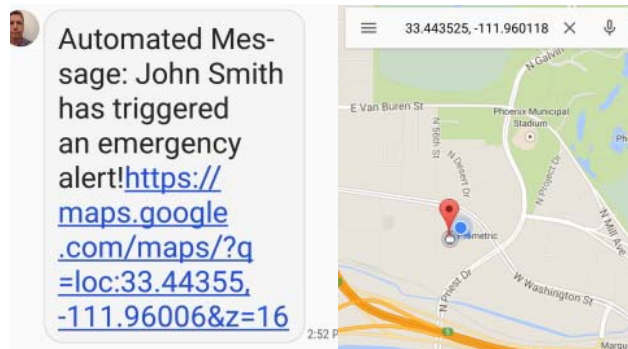
Personal Emergency Transmitter (PET) Quick Start Guide

To activate the PET device, press and hold the red button for at least two seconds.



The PET app will now show an emergency status and automatically send a text message to everyone on your SMS recipient list and make an automated phone call (if selected). Note that the app does not need to be visible (on top) – it will always receive the PET device activation and function in the background. The PET device will flash a red LED that is only visible on the back of the device.

The number(s) in your SMS recipient list will receive a text message with your name/personal information and a GPS link to your location. The recipients will continue to receive updated location text messages if you move 30 feet or more.



Select the 'CLEAR EMERGENCY' button within the app if you want to clear the emergency on the PET device.